

www.phinederland.shop

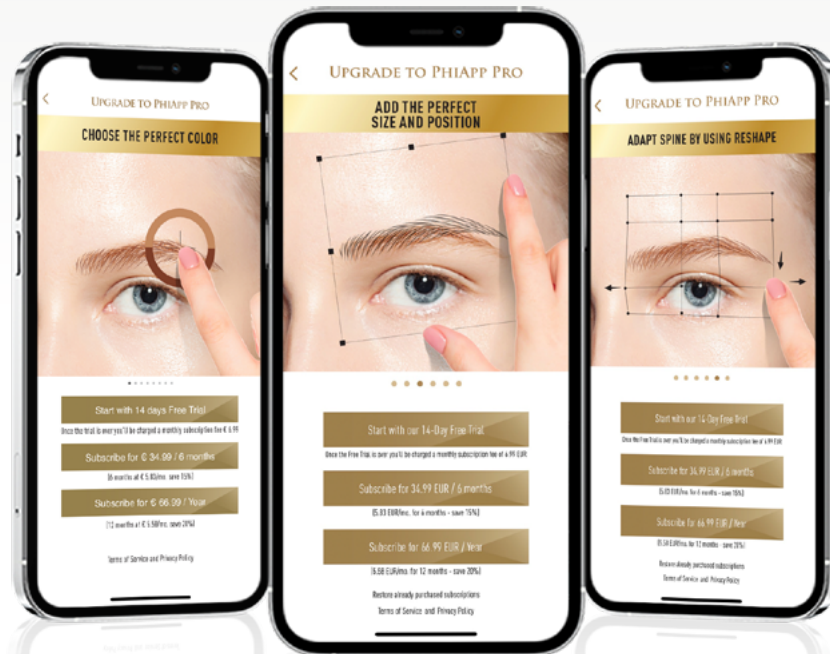
PHISHOP



Official Pigment Guide

Upgrade to PhiApp Pro

Try out the new feature



Features

- Add Size and Position
- Choose the Perfect Colour
- Create a Before & After Photo
- Select Spine and Set Eyebrow Strokes



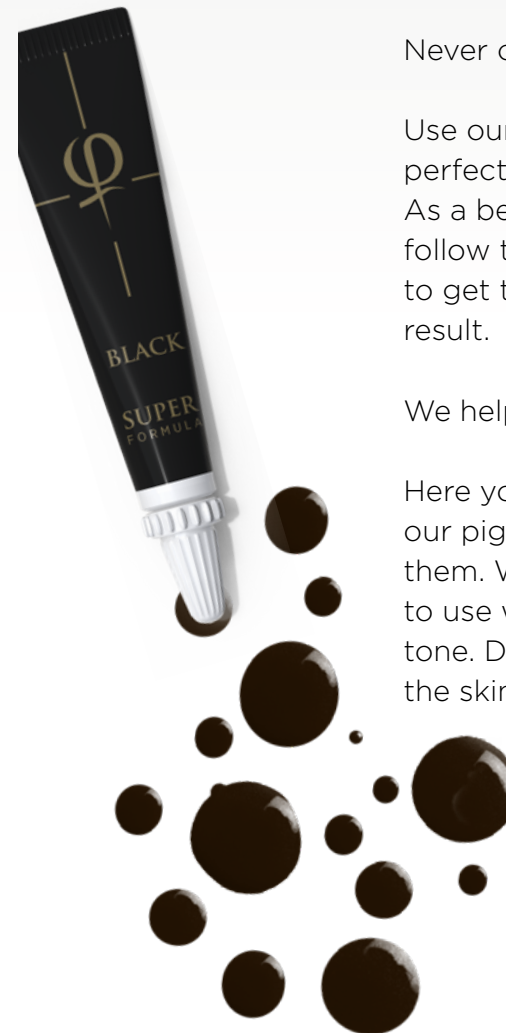
Which colour is suitable for my client?

Never choose the wrong colour again!

Use our Pigment Guide to find the perfect colour for your client. As a beautician, it is important to follow the client's natural hair colour to get the most realistic and natural result.

We help you with that!

Here you will find information about our pigments, the differences between them. We will explain to you which one to use with which hair colour and skin tone. Do not forget to pay attention to the skin type!



SUPE Pigments

SUPE formula is the fifth generation of PhiBrows pigments.

They have been developed in such a way that the shade does not change on the skin over time.

By nature, yellow is the most unstable colour, which mainly causes the pigment to turn grey or reddish on the skin as it fades.



This is why we have compressed the yellow pigment to have equal stability of all 3 colours (red, yellow, black) in one pigment that forms a brown colour.

This prevents the pigment from turning into an undesirable shade until it fades completely.

SUPE pigments do not need to be additionally mixed with base colours to make them warmer.

Additionally, SUPE offers the following advantages:

- no illegal quantities of heavy metals (guaranteed)
- no reactions with magnets
- no shaking before use
- no oil separation
- hydrophobic pigments

SUPER Pigments

Every pigment which is applied remains in our organism forever. Our vision was to produce extremely clean and stable colours. The biggest challenge in developing: Particles of the pigment that are not recognised by the organism as foreign bodies.

SUPER pigments set completely new standards not only in the field of microblading and permanent make-up, but also in the field of tattoos. Until today, this standard has not been prescribed in any country in the world because it was not possible to produce a PURE Pigment.

We achieved exactly that!

CLEAN PIGMENT



Unlike normal pigments, our clean pigments are free from heavy metals and other additives.



Another important characteristic of SUPER formula is bioinert coating.


Each pigment particle is coated in this material, which prevents the release of any toxic substance from the material it coats. This ensures that there is absolutely no negative interaction between the pigment and the tissue.

The purity of the pigment enables:

- faster healing
- extreme stability
- most important: safety and health of the clients

PhiBrows Pigments Colour References


Golden Brown



MIX & MATCH

extremely light, natural hair and skin tone, elderly people with mature skin


Black



MIX & MATCH

people with black hair and dark skin colour


Brown 1



MIX & MATCH

naturally blonde persons with light skin or persons with very light brown hair


Fox



MIX & MATCH

people with light skin and naturally red pigments, possibly freckles


Brown 2



MIX & MATCH

naturally brunette persons with light skin

Brown 3



MIX & MATCH

people with brown (almost black) hair and slightly darker skin

* Colour References apply to the SUPE pigments too.

** By mixing Yellow, Black and Red together, you can get any pigment, from Golden Brown to Brown 3. It is very important that each pigment drop is the same size when mixing colours!

Might also interest you...

Bold Blade Disposable Tool

This disposable tool is designed to apply pigments into the skin during microblading treatments. The tool is equipped with Bold Blade 16 needles and can create very precise individual hairs due to the fine pins.

One box consists of 10 individual disposable tools.

Disposable Blade & Shade

This disposable tool is a necessity to achieve flawless PhiShading looks. Not only does the tool allow you to draw single strokes through the 304 U Blade, it also includes a second tip that allows you to create shading through the 3R Blade.



Phi Mixer

This mixer facilitates you the thinning or mixing of pigments, so that you get an evenly mixed composition.

One package contains 5 mixing sticks.

Phi Practice Ink

For practicing your Microblading technique you can now use the Phi Practice ink. It has the same consistency as our PhiBrows Pigments without limiting your pigment resources.



**Do you have questions about our products,
uses or other concerns?**

Our Customer Service is happy to help you!

**We are here to find the best possible solution
for any of your requests.**

10:00 - 17:00 Monday - Friday

Feel free to contact our customer care:

INFO@PHINEDERLAND.SHOP


PHISHOP

WWW.PHINEDERLAND.SHOP